

SOPRANO



Finish: Blossom Cherry # 43

JSP

THE ART OF FUNCTION & DESIGN



Finish: Espresso # 89

JSP is very proud to introduce its latest masterpiece. The Soprano is the perfect solution for your flat panel television. You will be delighted by its style and versatility. In no time it will be part of the room and the family.


The Soprano was designed with diversity and storage in mind. It offers a variety of configurations to accommodate all A/V components of the most demanding Home Theatre enthusiast. The Soprano Hutch can house most 42 to 50" Plasmas as well as most LCD TV up to 46".

Made of solid birch and two face birch veneer panels, the Soprano collection is offered in beautiful multi-step finishes which highlight the natural beauty and richness of the wood. The quality workmanship on every detail and the solid construction will make this piece of furniture ever lasting.


IN STOCK COLORS*

For additional available colors, see our web site.

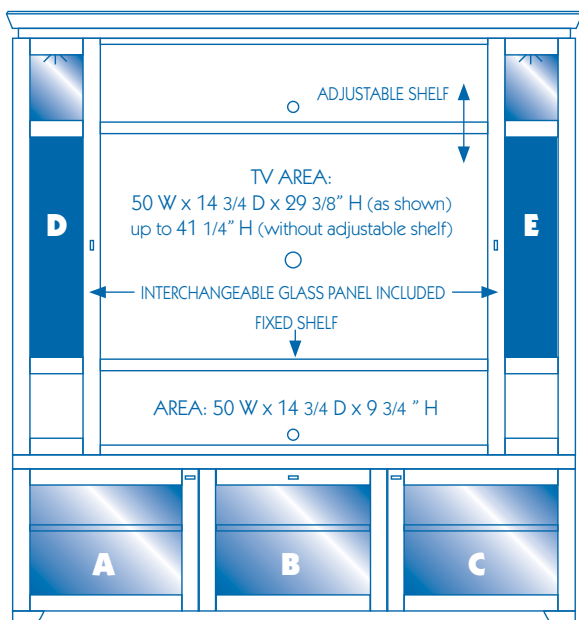
* Due to the printing process limitations, the actual color of the wood may differ slightly.



Blossom Cherry # 43



Espresso # 89



CREDENZA

No. S-20-C 73 W x 24 D x 22" H

Note: Credenza consists of one piece only.

- removable back panel
- adjustable levellers
- ventilation cut-outs

COMPARTMENTS A & C:

- glass door
 - adjustable shelf (recessed to allow component wire accessibility)
 - ventilation cut-outs
- Interior area: 22 1/4 W x 22 1/2 D x 18" H

COMPARTMENT B:

- glass door
 - adjustable shelf (recessed to allow component wire accessibility)
 - ventilation cut-outs
- Interior area: 22 3/4 W x 22 1/2 D x 18" H

HUTCH

No. S-20-H 74 1/2 W x 16 1/2 D x 58 1/4" H

Note: Hutch consists of one piece only.

- for Flat Panels with stand
- 1 3/4" access hole for TV Area & 1 1/8" access hole top and bottom
- 2 way halogen lights

COMPARTMENTS D & E:

- speaker grill door / Interchangeable tempered glass panel
 - speaker wire access hole
 - 1 adjustable shelf
 - will fit most speakers up to 16" tall
- Interior area: 10 W x 14 3/4 D x 29 3/8" H